

**PRIVATE EQUITY FUND**
**Overview**
**Strategy Overview**

The Kensington Private Equity Fund (KPEF) provides investors with continuous access to a diversified portfolio of private equity investments, primarily in North America, including private equity funds and direct investments in private companies.

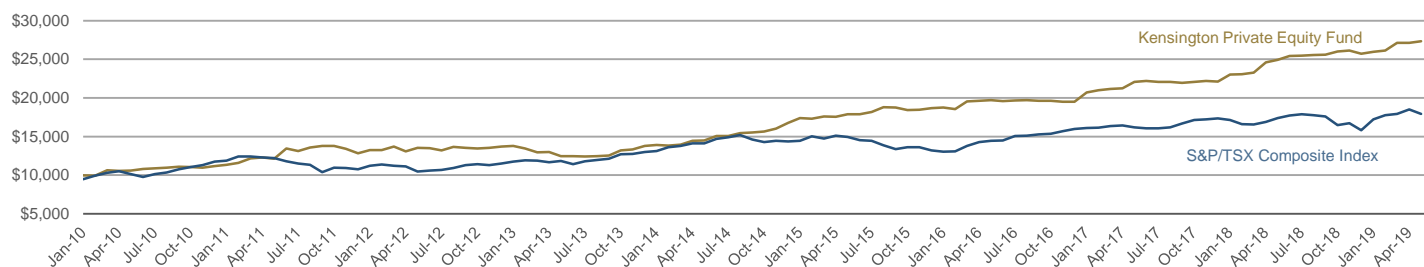
**Why Invest?**

- The only open-ended private equity fund in Canada
- Access to a hybrid portfolio of fund investments and direct private equity investments in North America
- Investments range from late stage venture and growth equity to traditional mid-market buyouts
- Strong, uncorrelated risk-adjusted returns with a history of consistent profit distribution
- No capital call and no minimum investment amount required

► 45 Fund Investments

► 24 Direct Investments

Inception Date	April 20, 2007
Fund Assets	\$380 million
Firm Assets	\$1.3 billion
RRSP/RRIF/TFSA Eligibility	Yes
Sold By	Offering Memorandum (Accredited Investor Only)
Subscription	Monthly
Liquidity	<ul style="list-style-type: none"> <li>▪ Annual Redemptions<sup>1</sup></li> <li>▪ Secondary Trades (if applicable)</li> <li>▪ Cross-Sell (if applicable)</li> </ul>

**Growth of Capital**

**Monthly Performance Returns (NET)**

	Jan	Feb	Mar	Apr	May	Jun	Jul	Aug	Sep	Oct	Nov	Dec	KPEF (YTD)	S&P/TSX* (YTD)
2019	0.94%	0.72%	3.74%	0.06%	0.73%								6.30%	13.37%
2018	4.09%	0.26%	0.87%	5.67%	1.38%	1.93%	0.28%	0.35%	0.13%	1.67%	0.46%	-1.68%	16.32%	-8.87%
2017	6.05%	1.36%	0.78%	0.58%	3.78%	0.58%	-0.40%	0.02%	-0.63%	0.49%	0.66%	-0.45%	13.27%	8.76%
2016	0.33%	-1.13%	5.43%	0.36%	0.45%	-0.67%	0.62%	0.09%	-0.33%	0.00%	-0.64%	0.00%	4.45%	21.09%
2015	3.68%	-0.54%	1.67%	-0.14%	1.94%	0.00%	1.62%	3.28%	-0.26%	-1.68%	0.14%	1.24%	11.37%	-8.32%
2014	0.82%	-0.46%	1.02%	3.52%	0.15%	3.98%	0.19%	2.28%	0.68%	0.81%	2.20%	4.84%	21.78%	10.56%
2013	0.69%	-2.56%	-3.61%	0.49%	-4.32%	-0.06%	-0.23%	0.40%	0.62%	5.15%	1.07%	3.37%	0.63%	12.99%
2012	3.15%	-0.09%	3.46%	-4.59%	3.55%	-0.35%	-1.96%	3.15%	-0.82%	-0.70%	0.70%	1.21%	6.58%	7.18%
2011	1.58%	2.06%	5.02%	1.13%	-1.39%	10.72%	-2.34%	3.57%	1.47%	-0.09%	-2.73%	-4.12%	14.98%	-8.71%
2010	-0.17%	-0.69%	7.25%	-0.75%	0.38%	2.05%	0.74%	0.79%	0.94%	-0.36%	-0.52%	1.71%	11.69%	17.61%
2007-2009	- Portfolio Construction Phase -													

\*S&P/TSX Composite Total Return Index  
As of May 31, 2019

**Distributions History (NET)**

	2011	2012	2013	2014	2015	2016	2017	2018
Amount (%NAV)	2.80%	6.80%	9.80%	10.20%	11.60%	9.20%	3.30%	9.00%
Amount (\$/UNIT)	\$0.68	\$1.56	\$2.13	\$2.26	\$2.62	\$1.95	\$0.72	\$2.25

Returns are calculated net of management fees, performance fees and other expenses. Total return net of all fees.

<sup>1</sup>Annual redemption period is from September 1<sup>st</sup> – October 31<sup>st</sup> every year. Units will be priced using the December NAV. Proceeds will settle on January 15<sup>th</sup> of the following year. Annual redemptions are subject to certain terms and conditions. See Offering Memorandum for more information.

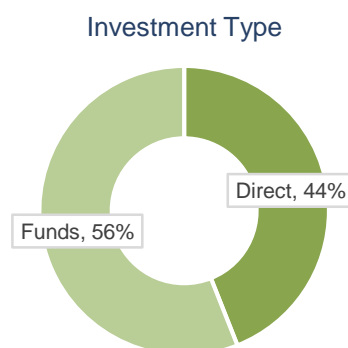
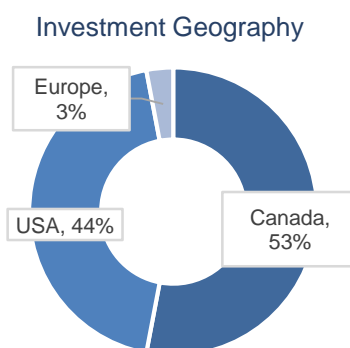
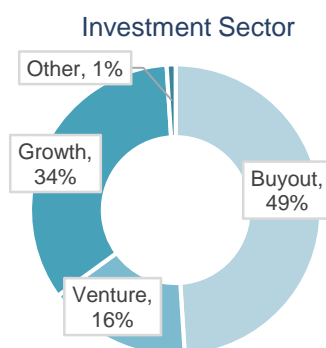
**PRIVATE EQUITY FUND**
**Cumulative Returns (NET)**

Time Period	KPEF	S&P/TSX Composite
YTD	6.30%	13.37%
1 year (Last 12 months)	9.64%	3.05%
3 year annualized	11.53%	7.52%
5 year annualized	13.55%	4.92%
After initial J-curve (Jan. 2010)	11.27%	6.40%
Since inception annualized (April 2007)	8.01%	4.91%

**Risk Metrics**

Metric (Jan.2010 – Present)	KPEF	S&P/TSX Composite
Annualized Standard Deviation	7.90%	9.72%
Sharpe Ratio	1.30	0.56
Correlation (S&P/TSX Composite TRI)	0.02	1.00

As of May 31, 2019

**Portfolio Allocation**

**Sector Exposure (GICS)<sup>1</sup>**

Diversified Exposure: Very Low Correlation to Public Markets

 Invested Capital  
As of December 31, 2018

	Information Technology	Industrials	Energy	Consumer Staples	Media	Consumer Discretionary	Financials	Real Estate	Health Care	Telecom Services	Other	Materials	Utilities
KPEF	27.6%	18.8%	16.7% <sup>2</sup>	5.8%	2.8%	10.2%	9.4%	1.1%	1.8%	3.1%	0.3%	2.4%	-
S&P/TSX Composite Index	4.0%	10.8%	17.8%	4.0%	-	4.3%	32.9%	3.2%	1.6%	6.0%	-	11.3%	4.1%
S&P/500	19.9%	9.4%	5.4%	7.4%	-	9.9%	13.7%	2.9%	15.8%	9.9%	-	2.6%	3.1%

<sup>1</sup>Highlighted areas represent the top 3 sectors  
<sup>2</sup> Services, not exploration or production

**Fund Codes**

Class	Pricing	Fund Code	Management Fee	Trailer Fee	Performance Fee	Redemption Fee
E	Trailer	KEN 105	2.65%	100 bps	10% of net realized distributed gains	5% prior to 3 years, 0% after 3 years
G	Fee Based	KEN 115	1.65%	-		

This document is summary only and is subject in its entirety to the Fund's formation documents and offering memorandum. The information contained herein will not form a part of the offering documents in any eventual offer and sale of securities of the Fund to an investor. Any investment decision should be made based solely upon appropriate due diligence by the prospective investor. The information contained in herein neither is nor should be construed as an offer or a solicitation of an offer to buy or sell securities. The Fund is a private market instrument and differs substantially from public equity. The securities described herein are only available to accredited investors in Canada through registered dealers on a private placement basis. The securities described herein are only available to accredited investors in Canada through registered dealers on a private placement basis. Securities of the Fund can be acquired by contacting your advisor or dealer, or Kensington Capital Advisors Inc., in its capacity as a registered exempt market dealer. The Fund is a "related and connected" issuer to Kensington Capital Advisors Inc. The market index data contained in this document is used as a proxy for the Canadian public equity markets and is intended to be used for illustrative purposes. Past performance is not a reliable indication of future performance.

Kensington Capital Partners Ltd. and/or its affiliates may have acted or will act on behalf of the Fund, such as acting as manager or providing advisory services, and may have received and may receive remuneration, including performance fees, for same. Kensington® is a trademark of Kensington Capital Partners Ltd., registered in Canada.